



-Distributor-

VISHWA DECORS
www.vishwadecors.com

Saving valuable time on your rescues

Accurately delivers a
rescue system directly
to the casualty

Improves operator
safety every time

Up to 17m
reach



WE MAKE THE LONGEST, MOST VERSATILE AND
SUCCESSFUL RESCUE POLE SYSTEMS IN THE WORLD



CONTENTS

About 'Reach & Rescue'	2
Uses and Applications	4
Markets Served	5
Key Benefits	6
Using the Poles	7
Ultralite Poles	8
Bird Net	9
Boat Hook	10
Body Finder System	11
Body Hook	12
Carbon Fibre Line Hook	13
Carrago	14
Clamping Float	15
Compact Telescopic Pole	16
The Crook	17
Electrical Rescue Pole	18
Floatation Collar	19
GoPro Adaptor	20
The Grappler	21
Inspection Camera	22
Kit Bag	23
Line Hook	24
Overhead Cable Hook	25
Pole Bag	26
The Portsafe	27
Pro Spring Snare	28
Rescue Net	29
Rope Blade	30
Sonar Search Frame	31
Swan Hook	32
Scaff Hook Carrago	33
Throw Bag	34
Trigger Blade	35
Wading Pole	36
Animal Rescue Kit	37
Offshore Pole Kit	38
Pole Kit	39
Bespoke Solutions	40
The Pole in Use	41
Training Services	42
Customer Testimonials	43

DISCLAIMER

Reach and Rescue Ltd will endeavour to keep this information up to date. However, due to our policy of continual improvement and development, we cannot guarantee the accuracy of the figures supplied here. For our Terms and Conditions of trading, please see our website: reachandrescue.com

USES AND APPLICATIONS

From water rescue to border control security, from animal rescue to working at heights, the uses and applications for the innovative and unique telescopic pole system are numerous and diverse.



WATER:
*Human and Animal Rescue
 Search and Surveillance
 Vessel Support • Operator Safety*



MUD:
*Human and Animal Rescue
 Operator Safety*



ICE:
*Human and Animal Rescue
 Operator Safety*




HEIGHT:
Operator Safety • Fall Arrest



SECURITY:
Search and Surveillance



ELECTRIC:
Safety



GUARANTEES

We want you to have complete confidence in every product you buy from us. So we think the best way for us to give you that is by standing by our product promise for as long as you have it.

We do not just give a weak 12 month warranty on construction of products and after that leave you to costly repairs for the rest of the product life!

We give you a Lifetime Guarantee for all the products you purchase!

See website for full terms and conditions: www.reachandrescue.com

MARKETS SERVED...

MARITIME:

PORTS • HARBOURS •
MARINAS • OFFSHORE •
SEARCH AND RESCUE

EMERGENCY SERVICES:

FIRE AND RESCUE •
AMBULANCE • ANIMAL
RESCUE • CIVIL DEFENCE

SECURITY:

POLICE SEARCH •
BORDER CONTROL •
MILITARY SERVICES



KEY BENEFITS

SIGNIFICANTLY
REDUCES
RESCUE TIME

SAVES
LIVES

EXTREMELY
VERSATILE

IMPROVES
OPERATOR
SAFETY

LIFETIME
GUARANTEE

DURABLE,
RIGID AND
LIGHTWEIGHT

GENERAL CARE AND MAINTENANCE

This should be carried out periodically depending on the frequency of usage.

A. Remove from bag and ensure the internal safety line is free from tangles or knotting and it can be easily extended out, ready for opening the telescopic pole. Ensure the line is tightly knotted on the handle and a sharp tug will show it is secured to the internal top collar

correctly. If it is looking damaged or weakened, replace before further use.

B. Check the clamping strength of each and every clamp. The telescopic tubes should slide easily when the lever is raised and when the lever is turned downwards easily the tubes should be held tight. You should not be able to twist the held section in

the holding clamp by hand. If it can twist then adjust the clamp as shown below.

C. The tube surfaces must be clean and free from grit, sand, dirt or any chemical agent. If so, then clean as described below.

D. The top collar on top of the pole is essential to the correct function and operation of the pole. Check the

USING THE POLES

The pole is a telescopic device that extends and contracts. The top metal collar holds all the attachments. Below are the basic steps for use:

1. Extend top yellow section by 50cm and slide on the yellow clamping float, if required (for water rescue). This should be slid down blue end first with the locking collar towards the top of the pole.
2. Tighten the clamping float collar until the float remains firmly in place.
3. Choose the applicable attachment for the rescue. This slides over the top collar and the double sprung buttons

should be pushed in and allowed to spring out of the location holes on each attachment collar.

4. Extend pole by lifting the lever towards the top of the pole and pulling out the section, this will stop when fully extended. Then, arch the lever downwards until it stops, the upper tube is now held.
5. Repeat the above process (4) until the desired length is achieved.
6. The clamping float will take the weight of the pole and you can slide it on the water to achieve the desired location.

7. Closing the pole is the reverse of the above. However, during casualty retrieval another technique is to pull the entire opened pole, hand over hand, behind your body for more speed should this be necessary.

The pictures below show the basic 3 step procedure for tightening and loosening the pole clamps. This procedure should be able to be done with your fingers and you should only need to use a spanner if the plastic nut becomes jammed. **Do not use a spanner to tighten the nut - it will over-tighten and cause the lever to snap on pressure.**



double spring motion of the sprung buttons. Ensure this is in place correctly. This outer surface also needs to be clean and free and any dirt or foreign bodies.

- E. Check that all metal attachments are undamaged and fit the top collar without issue. Check the flotation collar is contaminant free and clean ensuring the webbing is in good order.
- F. Extend the pole fully and lift 1 metre from the ground to check the integrity of the tubes.
- G. Adjust the clamps for ease of use, so that they grip the next section firmly but not over-tight. This should be done with the section above extended, in each case. The nut is a

reverse thread, so turn anticlockwise to tighten. If the clamp is not gripping the pole, then it needs adjusting. No amount of forcing the lever down harder will make it grip, this will simply break the lever or the lever-stop underneath. The clamp is tight enough when, grasping the sections above and below the clamp, it is difficult to twist the sections - but not necessarily impossible. When collapsing the pole, it should always be telescoped in a controlled way - not allowed to slam down, one clamp onto the next! This can cause the clamps to dislodge. Whilst they are firmly glued in position, they are not meant for this sort of misuse. Also this is how hands or fingers get trapped. If they become detached,

the surface and residual glue should be sanded smooth and re-glued using Araldite Rapid (available on the high street).

STORING THE POLE

It is advised to keep the product in the Pole Bag together with the attachments bag. All items are waterproof, but dry storage will prolong the life of the pole.

ULTRALITE POLES

To accurately deploy flotation devices or other tools. The telescopic poles have adjustable clamps. Each clamp releases the section above in a smooth action enabling fast extraction/retraction.

SAVING VALUABLE TIME ON YOUR RESCUES

MAINTENANCE & PRECAUTIONS

It is advisable to keep the pole in the Reach and Rescue Pole Bag. All items are waterproof, but dry storage will prolong the life of the pole and bag. A pole end protector should be placed on the gold collar to avoid damage. After use, open out the pole fully and clean/dry each section, also checking for any damage incurred to clamps or sections. All clamps should be checked for the correct torque and adjusted accordingly. All associated end fittings should be tested for the correct mating with the pole multifunctional collar.



SPECIFICATIONS

Material: Carbon Fibre
 Features: • Strong quick release clamp
 • High visibility end section

POLE SIZE	MATERIAL	CODE	COLAPSED SIZE	WEIGHT	FLOAT REQUIRED
5 Metres		RRUP5	1.8 m	2.1 kg	No
9 Metres	Ultra Light Carbon Fibre	RRUP9	2.1 m	3.1 kg	Yes
13 Metres		RRUP13	2.4 m	4.7 kg	Yes
17 Metres		RRUP17	2.6 m	5.2 kg	Yes



'WE MAKE THE LONGEST, MOST VERSATILE RESCUE POLE SYSTEMS IN THE WORLD'

BIRD NET

A net used in conjunction with the rope blade to catch trapped or injured birds.

SAVING VALUABLE TIME ON YOUR RESCUES

HOW TO USE

Used in conjunction with the Rope Blade, attach the bird net to the pole, then add the rope blade by sliding it onto the gold collar. This will secure into place with the spring buttons. Extend the pole to desired length and use.

MAINTENANCE & PRECAUTIONS

The sleeve fitting should be regularly tested on the pole top fitting as damage will prevent the attachment from fitting securely.



See the Rope Blade attachment on page 30


SPECIFICATIONS

Opening: 43 cm x 32 cm
 Weight: 0.41 kg
 Stock Code: RRBN



'WE MAKE THE LONGEST, MOST VERSATILE RESCUE POLE SYSTEMS IN THE WORLD'

Reach & Rescue Product Catalogue / 9



BOAT HOOK

The Boat Hook is used to push or pull boats towards or away from landings. It is also used to pick up moorings.

SAVING VALUABLE TIME ON YOUR RESCUES

HOW TO USE

Attach the boat hook attachment by sliding it onto the gold collar. This will secure into place with the sprung buttons. Extend the pole to desired length and use accordingly.

MAINTENANCE & PRECAUTIONS

The sleeve fitting should be regularly tested on the pole top fitting, as damage will prevent the attachment from fitting securely.



SPECIFICATIONS

Material: Stainless Steel
 Weight: 0.25 kg
 Length: 19 cm
 Width: 8 cm
 Stock Code: RRBH



'WE MAKE THE LONGEST, MOST VERSATILE RESCUE POLE SYSTEMS IN THE WORLD'

BODY FINDER SYSTEM

Using our Inspection Camera, in conjunction with our Sonar Search Frame, acts as an accurate, cost effective solution for identifying the presence of objects or bodies.

SAVING VALUABLE TIME ON YOUR RESCUES

HOW TO USE

Use the Reach and Rescue Sonar Search Frame to find and mark the target. Then, using the Reach and Rescue Inspection Camera, identify the target for retrieval or investigation.

Finally, select the appropriate Reach and Rescue pole and attachment (such as the Body Hook) if retrieval is required.

The camera head and fibre optic cable must be cleaned and dried after every use in water.


See the Inspection Camera on page 22

See the Sonar Search Frame on page 31



'WE MAKE THE LONGEST, MOST VERSATILE RESCUE POLE SYSTEMS IN THE WORLD'

Reach & Rescue Product Catalogue / 11



BODY HOOK

Not only does the Reach and Rescue Body Hook enable the quick and accurate retrieval of a casualty it does so without causing collateral injury to them, whether they are conscious or unconscious.

SAVING VALUABLE TIME ON YOUR RESCUES

USES AND APPLICATIONS

The Body Hook is used for retrieving both conscious and unconscious bodies and injured persons away from water. The large hook means the casualty is not required to be proactive in their own rescue.

HOW TO USE

Attach the Body Hook by sliding onto the gold collar of the pole. This will secure into place with the sprung buttons. Extend the pole to the desired length, hook the Body Hook around the casualty's waist and retrieve.

MAINTENANCE & PRECAUTIONS

The sleeve fitting should be regularly tested on the pole top fitting, as damage will prevent the attachment from fitting securely.



SPECIFICATIONS

Material: Aluminium
 Weight: 0.328 kg
 Length: 50 cm
 Opening Width: 42 cm
 Stock Code: RRBHK



'WE MAKE THE LONGEST, MOST VERSATILE RESCUE POLE SYSTEMS IN THE WORLD'

CARBON FIBRE LINE HOOK

Our largest Carbon Fibre Line Hook attaches a line to a fixed point at height or across water. It can also be used, for example, to secure a line to a submerged vehicle.

SAVING VALUABLE TIME ON YOUR RESCUES

HOW TO USE

Attach a line to the eyelet of the carabena. Attach the Line Hook by sliding it over the gold collar on the pole. This will secure into place with the sprung buttons.

Approach: With the claw point and push through the structure

Engaged: The crossbar snaps shut

Installed: By pulling back the pole, the line threads around the structure.

MAINTENANCE & PRECAUTIONS

The sleeve fitting should be regularly tested on the pole top fitting as damage will render the attachment from securely fitting. Ensure the crossbar is closed prior to using to fix a line.

SPECIFICATIONS

Material:	Carbon Fibre
Weight:	1 kg
Length:	77 cm
Opening Width:	16.5 cm
Stock Code:	RRCLH

APPLICATIONS INCLUDE:

- Offshore rigs and salvage operations for safety and life lines
- Handsoff line attachment in hazardous conditions with damaged or highly volatile structures both above and below sea level
- Attaching climbing or safety lines to unstable structures such as overhead cables and access ladders
- Attaching to mooring buoys or securing additional safety and security lines
- Below sea level salvage work
- Tree surgery
- Safety or climbing lines



'WE MAKE THE LONGEST, MOST VERSATILE RESCUE POLE SYSTEMS IN THE WORLD'

Reach & Rescue Product Catalogue / 13

CARRAGO

The Carrago attaches a fixed line and Scaff Hook Carabena to a distant eyelet, allowing heavy retrieval. This is a large, lightweight aluminium carabena for longer-diameter anchor points.

SAVING VALUABLE TIME ON YOUR RESCUES

HOW TO USE

This tool attaches to the top collar of any Reach and Rescue pole, and it is used to reach down, across or upwards to any securing point similar to a harness eyelet. A line is initially attached to the sprung carabena, and once the operator has hooked the target eyelet, the pole is then retrieved. The sprung carabena will subsequently lock onto the target eyelet and pull away, leaving a secure line for retrieval of the object or person.

MAINTENANCE & PRECAUTIONS

The sleeve fitting should be regularly tested on the pole top fitting as damage will prevent the attachment from fitting securely.



SPECIFICATIONS

Material: Stainless Steel / Aluminium
 Size: 22 cm (L) x 4 cm (W)
 Weight: 0.85 kg
 Jaw Gap: 3cm
 Stock Code: RRCG



'WE MAKE THE LONGEST, MOST VERSATILE RESCUE POLE SYSTEMS IN THE WORLD'

CLAMPING FLOAT

The Clamping Float is the main flotation device for use with the Reach and Rescue Pole System. Its main function is to support the pole on the surface of the water. The Clamping Float can act as an individual body buoyancy aid.

SAVING VALUABLE TIME ON YOUR RESCUES

HOW TO USE

Open the yellow top section of the Reach and Rescue Pole and insert the pole through the blue collar on the end of the float. Turn the yellow locking sleeve anticlockwise to secure the float in place. To remove, reverse the process.

MAINTENANCE & PRECAUTIONS

Avoid dropping the float onto hard surfaces. Wipe dry after use. Periodically check the thread is clean and grit free. Clean with warm, soapy water if necessary. Store in Reach and Rescue's Kit Bag. Ensure the locking nut is present on the sleeve.

SPECIFICATIONS

Material: Plastic coated foam
 Colour: Yellow
 Weight: 0.8 kg
 Length: 30 cm
 Diameter: 20 cm
 Stock Code: RRF



'WE MAKE THE LONGEST, MOST VERSATILE RESCUE POLE SYSTEMS IN THE WORLD'

Reach & Rescue Product Catalogue / 15

COMPACT TELESCOPIC POLE

The compact telescopic pole is used for reaching areas that are inaccessible. It is used with attachments for increased versatility. With a universal 'push' fitting so attachments can be easily interchanged to suit requirements

SAVING VALUABLE TIME ON YOUR RESCUES

HOW TO USE

Choose the relevant attachment by sliding it onto the gold collar. This will secure into place with the sprung buttons. Extend the pole to desired length and use.

MAINTENANCE & PRECAUTIONS

The sleeve fitting should be regularly tested on the pole top fitting as damage will prevent the attachment from fitting securely.

APPLICATIONS:

Lightweight, small and compact for;

- Arbitors
- Police Forces
- Military Application

SPECIFICATIONS

Material: Carbon Fibre
 Weight: 1.9 kg
 Length: 1 m (Collapsed)
 6.2 m (Extended)
 Stock Code: RRP1



Use with the Carbon Fibre Line Hook to assist in fall arrest missions



'WE MAKE THE LONGEST, MOST VERSATILE RESCUE POLE SYSTEMS IN THE WORLD'



THE CROOK

The Crook is a highly durable hooking tool and is designed based on the traditional 'shepherd crook', to enable easy hooking onto the casualty. The design and stainless steel material of this attachment makes it a highly durable hooking tool. It is safe and effective for human, animal and general retrieval.

SAVING VALUABLE TIME ON YOUR RESCUES

HOW TO USE

The sleeved fitting is designed to slide over the pole top fitting, which secures it in place using a double sprung button mechanism. Use by extending the pole to the casualty with or without the clamping float (depending on distance).

MAINTENANCE & PRECAUTIONS

The sleeve fitting should be regularly tested on the pole top fitting, as damage will prevent the attachment from fitting securely.



SPECIFICATIONS

Material: Stainless Steel
 Weight: 0.29 kg
 Length: 32 cm
 Opening Width: 12.5 cm
 Stock Code: RRCK



'WE MAKE THE LONGEST, MOST VERSATILE RESCUE POLE SYSTEMS IN THE WORLD'

Reach & Rescue Product Catalogue / 17

ELECTRICAL RESCUE POLE

The Electrical Rescue Pole is an essential piece of kit for Substations and other Environment Electrical Works.

SAVING VALUABLE TIME ON YOUR RESCUES

USES AND APPLICATIONS

The Electrical Rescue Pole, tested with voltages up to 90V, grasps the casualty by the waist and allows the operator to remain at a safe distance from the victim whilst being able to rescue them from the danger zone and bring them into a safe area.

SIZES

The Electrical Rescue Pole is available in 2 sizes:

1. Electrical Rescue Pole - 1.6m Length
35KV (Tested Voltage)
2. Electrical Rescue Pole - 2.0m Length
90KV (Tested Voltage)



'WE MAKE THE LONGEST, MOST VERSATILE RESCUE POLE SYSTEMS IN THE WORLD'

FLOTATION COLLAR

The Flotation Collar floats above water surface, thereby enabling easy and efficient reach to the casualty. This is a buoyancy aid designed to capture and tighten around a casualty. It can also be used to lift a human or animal up to a height, while providing a cushioned hold.

SAVING VALUABLE TIME ON YOUR RESCUES

HOW TO USE

The Flotation Collar comes with a sleeved fitting. This is designed to slide over the pole top fitting, which secures it in place using a double sprung button mechanism. This device floats to enable ease of reach to the casualty.

MAINTENANCE & PRECAUTIONS

The sleeve fitting should be tested regularly on the pole top fitting, as damage will prevent the attachment from fitting securely. The Velcro lasso system should be checked and maintained. Clean regularly to maintain high standards.



SPECIFICATIONS

Material: Stainless Steel, webbing and foam insert, nylon coating	Operating Temp.: 5°C to > 70°C
Weight: 0.7 kg	Dimensions: 18.8cm(L) x 4cm(W) x 9.55cm(H)
Opening: 45 cm	Stock Code: RRFC



'WE MAKE THE LONGEST, MOST VERSATILE RESCUE POLE SYSTEMS IN THE WORLD'

Reach & Rescue Product Catalogue / 19

GOPRO ADAPTOR

The Reach and Rescue GoPro Adaptor attaches directly onto all GoPro and similar cameras, enabling you to get closer to the action at height, length or underwater.

SAVING VALUABLE TIME ON YOUR RESCUES

HOW TO USE

Attach your GoPro or mini cam head of choice by screwing it onto the Adaptor. Attach the collar onto the gold section of the reach pole and extend to the desired length.

MAINTENANCE & PRECAUTIONS

The sleeve fitting should be regularly tested on the pole top fitting, as damage will prevent the attachment from fitting securely.

SPECIFICATIONS

Material: Aluminium
 Height: 11 cm
 Width: 3 cm
 Weight: 0.1 kg
 Stock Code: RRGPRO



'WE MAKE THE LONGEST, MOST VERSATILE RESCUE POLE SYSTEMS IN THE WORLD'



THE GRAPPLER

This attachment is particularly useful on irregularly shaped retrievals where maximum engagement is critical. The Grappler has proven extremely effective in the removal of flood debris and in boat line grasping.

SAVING VALUABLE TIME ON YOUR RESCUES

HOW TO USE

The sleeved fitting is designed to slide over the pole top fitting, which secures it in place using a double sprung button mechanism. Use by extending the pole to the casualty with or without the clamping float (depending on distance).

MAINTENANCE & PRECAUTIONS

The sleeve fitting should be regularly tested on the pole top fitting, as damage will prevent the attachment from fitting securely.



"It's a great piece of equipment to have on site, especially considering how far it can reach."

Port of Poole Marina

SPECIFICATIONS

Material:	Stainless Steel
Weight:	0.55 kg
Hook Radius:	12 cm
Length:	29 cm
Across 2 hooks:	23 cm
Stock Code:	RRGP



'WE MAKE THE LONGEST, MOST VERSATILE RESCUE POLE SYSTEMS IN THE WORLD'

Reach & Rescue Product Catalogue / 21

INSPECTION CAMERA

Reach and Rescue's versatile Inspection Camera has multiple applications, such as body searches, weapon searches and security checks by Police and Military Services. It is used in checks by Security Officers from factory plants to incoming/outgoing haulage and the hulls of sea vessels in water. Additionally, Border Patrols can use this device to conduct checks underneath vehicles.

SAVING VALUABLE TIME ON YOUR RESCUES

HOW TO USE

The sleeve fitting is designed to slide over the pole fitting, which secures it in place using a double sprung button mechanism.

MAINTENANCE & PRECAUTIONS

The sleeve fitting should be regularly tested on the pole top fitting, as damage will prevent the attachment from fitting securely. The camera head and fibre optic cable must be cleaned and dried after every use in water.



SPECIFICATIONS

CAMERA

Sensor: 1/3" Sony CCD
 Head Size: 2.3cm (D) x 4.5cm (L)
 Material: Stainless Steel
 View Angle: 1350 Wide Angle
 Lens Cover: Sapphire Glass
 LEDs: 12 x Bright White LEDs
 Waterproof: IP68

CABLE

Material: Fibreglass Rod Cable
 Wheel: Stainless Steel (33cm Dia)
 Size: 20/30/40m x 0.54cm Ø
 Connector: Gold TouchPoint
 Rotation: Rotatable in the suitcase

BOX

Size: 50cm (L) x 43cm (W) x 20cm (D)
 Weight: 10.2kg

MONITOR

Resolution: 800 x 480 Pixels
 Size: 7 inches
 Compress: MPEG4
 Recording: Visual and Audio
 Picture: Picture Shot Function
 Languages: 9
 Memory: SD Card (Max. 32GB External)

Stock Code: RRPROCAM



'WE MAKE THE LONGEST, MOST VERSATILE RESCUE POLE SYSTEMS IN THE WORLD'



KIT BAG

The Kit Bag stores attachments for your Reach and Rescue Pole Kit and/or other rescue tools.

SAVING VALUABLE TIME ON YOUR RESCUES

USAGE

A Reach and Rescue Kit Bag is sized to accommodate the attachments in a Reach and Rescue Pole Kit.



SPECIFICATIONS

Material: Waterproof nylon, high visibility, high durability netting
 Colour: Black Mesh
 Size: 73 cm (L) x 48 cm (W)
 Stock Code: RRKB

- Drawstring for quick opening
- Easy to store
- Easy to dry
- Durable material
- Easy to carry



'WE MAKE THE LONGEST, MOST VERSATILE REACH AND RESCUE POLE SYSTEMS IN THE WORLD'



LINE HOOK

The Line Hook attaches a line to a fixed point at height or across water. It can also be used, for example, to secure a line to a submerged vehicle.

SAVING VALUABLE TIME ON YOUR RESCUES

HOW TO USE

Attach a line to the eyelet of the carabena. Attach the Line Hook by sliding it over the gold collar on the pole. This will secure into place with the sprung buttons.

Approach: With the claw point and push through the structure

Engaged: The crossbar snaps shut

Installed: By pulling back the pole, the line threads around the structure.

MAINTENANCE & PRECAUTIONS

The sleeve fitting should be regularly tested on the pole top fitting as damage will prevent the attachment from securely fitting. Ensure the crossbar is closed prior to using to fix a line.

SPECIFICATIONS

Material:	Stainless Steel
Weight:	1 kg
Dimensions:	34 x 19.5 x 3 cm
Open Width:	7 cm
Stock Code:	RRLH

APPLICATIONS INCLUDE:

- Offshore rigs and salvage operations for safety and life lines
- Handsoff line attachment in hazardous conditions with damaged or highly volatile structures both above and below sea level
- Attaching climbing or safety lines to unstable structures such as overhead cables and access ladders
- Attaching to mooring buoys or securing additional safety and security lines
- Below sea level salvage work
- Tree surgery
- Safety or climbing lines



Centre Punch: Used in conjunction with the line hook for breaking glass.

Length:	16.5cm
Weight:	0.2Kg
Material:	Mild Steel
Product Code:	RRCP



'WE MAKE THE LONGEST, MOST VERSATILE RESCUE POLE SYSTEMS IN THE WORLD'

OVERHEAD CABLE HOOK

The hook is designed to reach cables at a height and to assist in the recovery of a casualty.

SAVING VALUABLE TIME ON YOUR RESCUES

HOW TO USE

Connect the attachment by sliding it onto the gold collar. This will secure into place with the spring buttons. Extend the pole to desired length and use.

MAINTENANCE & PRECAUTIONS

The sleeve fitting should be regularly tested on the pole top fitting as damage will prevent the attachment from fitting securely.



Stock Code: RROCH



'WE MAKE THE LONGEST, MOST VERSATILE RESCUE POLE SYSTEMS IN THE WORLD'

Reach & Rescue Product Catalogue / 25



POLE BAG

The Reach and Rescue Pole Bag holds all sizes of poles and closes via Velcro flaps. It significantly prolongs the life of your Rescue Pole

SAVING VALUABLE TIME ON YOUR RESCUES

MAINTENANCE & PRECAUTIONS

Keep clean and greasefree. Check the Velcro for function



SPECIFICATIONS

Material: Nylon
 Colour: Black
 Dimensions: Various sizes to cover each size of pole
 Stock Code: RRPB



'WE MAKE THE LONGEST, MOST VERSATILE RESCUE POLE SYSTEMS IN THE WORLD'

26 / Reach & Rescue Product Catalogue

THE PORTSAFE

Public Access Water Rescue System - Giving the public a simple to use device, enabling them to perform a rescue while waiting for emergency services to arrive, speeding up the rescue and saving lives.

SAVING VALUABLE TIME ON YOUR RESCUES

ABOUT

The pole is contained in a lockable box and stands at the waters edge similar to the traditional lifering. But unlike the lifering, it is secure and more accurate.

The system can reach someone in distress in the water in as little as 20 seconds, and up to 17 metres. It is so easy to use that members of the public will be able to carry out the rescue.

The systems rigid design enables the operator to direct and control the rescue rather than expecting someone who is in the water, cold, confused and terrified to swim towards a lifering.


A contact number will be shown on the box for the public to call, to alert the emergency services and to gain access to the pole

Stock Code: RRPOS



'WE MAKE THE LONGEST, MOST VERSATILE RESCUE POLE SYSTEMS IN THE WORLD'

Reach & Rescue Product Catalogue / 27



PRO SPRING SNARE

This tool is designed to quickly ensnare an inanimate object or when the operator has no cooperation from the target; in animal rescues and retrieval of unconscious persons.

SAVING VALUABLE TIME ON YOUR RESCUES

HOW TO USE

This tool attaches to the universal sprung button sleeve. It is a spring loaded design, which needs to be reset after each snaring. The target is placed inside the loop and a light tug on the pole will release the snare, locking onto the target.

MAINTENANCE & PRECAUTIONS

The sleeve and cable should be kept dry, clean and lightly oiled. If the spring of the cable reduces dramatically, please contact the supplier.

SPECIFICATIONS

Material:	Stainless Steel
Weight:	0.35 kg
Opening:	42 cm
Stock Code:	RRPS



Another animal life saved by the RSPCA with the assistance of Reach & Rescue equipment

The above team at the RSPCA have rescued another animal using the Reach and Rescue Pole and Pro Snare attachment. The lamb was located down a crag near Snowdon, and thanks to the long reach of our Award Winning Rescue System the endangered animal was rescued successfully. Additionally, the skilled RSPCA team responsible for the rescue were also kept safe from harm due to high operator safety by keeping rescuers out of hazardous zones. The advantage of The Pro Snare is that it is a spring loaded device where the loop is placed over the target and with a light pull on the pole it will release the snare, locking onto the target. This tool is ideal for animal control and even unconscious human retrieval.



'WE MAKE THE LONGEST, MOST VERSATILE RESCUE POLE SYSTEMS IN THE WORLD'

RESCUE NET

Used for the safe rescue of small animals. Sturdy, robust and very lightweight construction. Has a catch and release mechanism.

SAVING VALUABLE TIME ON YOUR RESCUES

HOW TO USE

Attach the Rescue Net by sliding onto the gold collar of the pole. This will secure into place with the sprung buttons. Extend the pole to desired length and scoop the Rescue Net over the casualty. Pull the cord to tighten the neck.

MAINTENANCE & PRECAUTIONS

The sleeve fitting should be regularly tested on the pole top fitting, as damage will prevent the attachment from fitting securely.



SPECIFICATIONS

Height: 50.8 cm
 Diameter: 17.8 cm
 Stock Code: RRRNET



'WE MAKE THE LONGEST, MOST VERSATILE RESCUE POLE SYSTEMS IN THE WORLD'

Reach & Rescue Product Catalogue / 29



ROPE BLADE

For use where a rope or line needs to be severed. Also used to cut other materials, such as harnesses, strapping, fishing wire and netting.

SAVING VALUABLE TIME ON YOUR RESCUES

HOW TO USE

Attach the Rope Blade attachment onto the gold collar and remove the protective sleeve to expose the blade. Extend the pole to the required length and place over the material. Then pull down using the pole. The blade can be removed and replaced once worn or blunt.

MAINTENANCE & PRECAUTIONS

The sleeve fitting should be regularly tested on the pole top fitting as damage will prevent the attachment from fitting securely. Ensure the blade is covered after use.

SPECIFICATIONS

Weight: 0.2 kg
 Depth: 3 cm
 Opening: 6 cm
 Blade Length: 4 cm
 Material: Aluminium
 Stock Code: RRRB



A standard 'Stanley' blade is used for easy replacement



'WE MAKE THE LONGEST, MOST VERSATILE RESCUE POLE SYSTEMS IN THE WORLD'



SONAR SEARCH FRAME

To conduct underwater searches for bodies/objects using a sonar attached to the universal frame. Can also be used to search the hulls of boats for bodies/objects that are hard to find using R.O.Vs.

SAVING VALUABLE TIME ON YOUR RESCUES

HOW TO USE

Screw the sonar (not included) onto the moveable head attachment using the universal screw holes. Attach the moveable head attachment by sliding it onto the gold collar. This will secure into place with the sprung buttons. Place the pole and attachment into the water using the metal wire to tilt the head in the position you require. View your findings via the sonar monitor.

MAINTENANCE & PRECAUTIONS

The sleeve fitting should be regularly tested on the pole top fitting as damage will prevent the attachment from fitting securely.

"This vital lifesaving equipment is light and versatile and we have trialled it with great success in both the River Lagan and with our rescue boat in coastal environments. We look forward to placing future orders with Reach & Rescue and can recommend this product to all those involved in lifesaving."

Lagan Search & Rescue



SPECIFICATIONS
Stock Code: RRSO



'WE MAKE THE LONGEST, MOST VERSATILE RESCUE POLE SYSTEMS IN THE WORLD'

Reach & Rescue Product Catalogue / 31

SWAN HOOK

This animal rescue tool is designed to enable the safe and efficient retrieval of swans and other birds. Reach and Rescue's Swan Hook is used by, among many others, the RSPCA to rescue injured and endangered birds.

SAVING VALUABLE TIME ON YOUR RESCUES

HOW TO USE

Attach the Swan Hook by sliding it onto the gold collar of the Reach and Rescue Pole. This will secure it into place with the sprung buttons. Extend the pole to required length.

MAINTENANCE & PRECAUTIONS

The sleeve fitting should be tested regularly on the pole top fitting as damage will prevent the attachment from fitting securely.

SPECIFICATIONS

Weight: 0.2 kg
 Length: 22 cm
 Depth: 4 cm
 Opening: 9 cm
 Material: Stainless Steel
 Stock Code: RRRSH



Tricky Swan rescue made possible for the RSPCA thanks to telescopic pole from Reach & Rescue.

The RSPCA was recently called out to Hemlington Lake to rescue a swan, which was reported to be bleeding with a fishing hook and line caught in its mouth. Fortunately, responding Water Rescue Officers were equipped with one of Reach and Rescue's revolutionary rescue poles, the longest telescopic poles in the world. The rescue team deployed Reach and Rescue's lifesaving pole with the hook attachment to retrieve the injured bird. Thanks to the length and directional accuracy of Reach and Rescue's poles, operators can execute a rescue without having to venture into potentially hazardous waters. A member of the rescue team at Hemlington Lake said plainly that this rescue would not have been possible without Reach and Rescue's unique pole.



"A member of the RSPCA water rescue team said that this rescue was made possible only thanks to Reach and Rescue's unique pole and swan hook attachment."



'WE MAKE THE LONGEST, MOST VERSATILE RESCUE POLE SYSTEMS IN THE WORLD'

SCAFF HOOK CARRAGO

The Carrago attaches a fixed line and Scaff Hook Carabena to a distant eyelet, allowing heavy retrieval. This is a large, lightweight aluminium carabena for longer diameter anchor points. Can be used in conjunction with a davit winch.

SAVING VALUABLE TIME ON YOUR RESCUES

HOW TO USE

This tool attaches to the top collar of any Reach and Rescue pole by sliding it onto the gold collar and it is used to reach down, across or upwards to any securing point similar to a harness eyelet. A line is initially attached to the sprung carabena, and once the operator has hooked the target eyelet, the pole is then retrieved. The sprung carabena will subsequently lock onto the target eyelet and pull away, leaving a secure line for retrieval of the object or person.

MAINTENANCE & PRECAUTIONS

The sleeve fitting should be regularly tested on the pole top fitting as damage will prevent the attachment from fitting securely.

SPECIFICATIONS

Material: Stainless Steel/
Aluminium
Length: 25 cm
Width: 16.5 cm
Weight: 0.8 kg
Jaw Opening: 5 cm
Stock Code: RRLCO



'WE MAKE THE LONGEST, MOST VERSATILE RESCUE POLE SYSTEMS IN THE WORLD'

Reach & Rescue Product Catalogue / 33



THROW BAG

This rescue device comes with a standard 20m rope stuffed loosely and can be used from land, boat or any stable platform. It can also be supplied with a 25m or 30m rope.

SAVING VALUABLE TIME ON YOUR RESCUES

HOW TO USE

The throw bag is tossed to the casualty from a stable position into swift water/ rapids enabling the swimmer to grab the floating rope and get pulled to safety. Wider neck for easy repacking.

MAINTENANCE & PRECAUTIONS

Check terminal bag knot. Air the rope after use to dry. Ensure the rope is correctly packed to allow correct deployment.



SPECIFICATIONS

Weight: 0.5 kg
 Rope Length: 20, 25 or 30 m
 floating rope
 Bag Opening: 35 cm
 Maximum Load: 300 kg
 Stock Code: RRTB2



"This is easy to throw and rethrow; to get the rope back in the bag and rethrow it in an emergency situation is very important. Reach & Rescue's throwbag is also very easy to carry and hold, and will clip on to your kit"

Kent Search & Rescue



'WE MAKE THE LONGEST, MOST VERSATILE RESCUE POLE SYSTEMS IN THE WORLD'

TRIGGER BLADE

This tool is used to cut or saw branches or wires high in trees while staying on the ground. The double compound action pulley makes cutting easier from a distance.

SAVING VALUABLE TIME ON YOUR RESCUES

HOW TO USE

Attach the Trigger Blade to the pole. Extend the pole to desired length. Using the pulley, cut the desired material with ease.

MAINTENANCE & PRECAUTIONS

This sleeve fitting should be regularly tested on the pole top fitting as damage will prevent the attachment from fitting securely.

SPECIFICATIONS

Length: 37.5 cm
 Width: 8.5 cm
 Material: Steel Saw Blade
 1¼" cutting nonstick
 lopper blade
 Stock Code: RRTB



'WE MAKE THE LONGEST, MOST VERSATILE RESCUE POLE SYSTEMS IN THE WORLD'

Reach & Rescue Product Catalogue / 35



WADING POLE

The Wading Pole is used as a depth and stability aid when wading through unknown terrain and deep waters. An ideal flood aid.

SAVING VALUABLE TIME ON YOUR RESCUES

"This is a great bit of kit. It's got weight to it. You can really go in full on in range and rescue anybody in any circumstance with Reach and Rescue's equipment. Absolutely superb."

John at Watersafe UK



SPECIFICATIONS

Material:	Fibreglass (Buoyant)
Handle:	Plastic coated Steel
Colour:	Yellow/Black handle
Length:	1.8 m
Weight:	1.1 kg
Diameter:	3.2 cm
Stock Code:	RRWP



'WE MAKE THE LONGEST, MOST VERSATILE RESCUE POLE SYSTEMS IN THE WORLD'

ANIMAL RESCUE POLE KIT

KIT INCLUDES:

Pole / Crook / Pro Snare / Pole Bag / Kit Bag / Rescue Net / Clamping Float / Swan Hook / Rope Blade / Bird Net

SAVING VALUABLE TIME ON YOUR RESCUES

HOW TO USE

Choose the relevant attachment and slide it onto the gold collar. This will secure into place with the sprung buttons. Extend the pole to desired length and use.

MAINTENANCE & PRECAUTIONS

The sleeve fitting should be regularly tested on the pole top fitting as damage will prevent the attachment from fitting securely.



We can make bespoke animal rescue pole kits to meet your specific requirements

POLE SIZE	MATERIAL	CODE	COLAPSED SIZE	WEIGHT	FLOAT REQUIRED
5 Metres		RRP5AN	1.8 m	2.1 kg	No
9 Metres	Ultra Light Carbon Fibre	RRP9AN	2.1 m	3.1 kg	Yes
13 Metres		RRP13AN	2.4 m	4.7 kg	Yes
17 Metres		RRP17AN	2.6 m	5.2 kg	Yes



'WE MAKE THE LONGEST, MOST VERSATILE RESCUE POLE SYSTEMS IN THE WORLD'



OFFSHORE POLE KIT

KIT INCLUDES:

Pole / Clamping Float / Body Hook / Boat Hook / Line Hook / Flotation Collar / Kit Bag / Scaff Hook Carrago / Rescue Net / Pole Bag

SAVING VALUABLE TIME ON YOUR RESCUES

HOW TO USE

Choose the relevant attachment by sliding it onto the gold collar. This will secure into place with the sprung buttons. Extend the pole to desired length and use.

MAINTENANCE & PRECAUTIONS

The sleeve fitting should be regularly tested on the pole top fitting as damage will prevent the attachment from fitting securely.



POLE SIZE	MATERIAL	CODE	COLAPSED SIZE	WEIGHT	FLOAT REQUIRED
5 Metres		RRP50S	1.8 m	2.1 kg	No
9 Metres	Ultra Light Carbon Fibre	RRP90S	2.1 m	3.1 kg	Yes
13 Metres		RRP130S	2.4 m	4.7 kg	Yes
17 Metres		RRP170S	2.6 m	5.2 kg	Yes



'WE MAKE THE LONGEST, MOST VERSATILE RESCUE POLE SYSTEMS IN THE WORLD'



POLE KIT

KIT INCLUDES:

Pole / Clamping Float / Crook / Body Hook / Pro Snare / Flotation Collar / Pole Bag / Kit Bag / Grappler / Scaff Hook Carrago

SAVING VALUABLE TIME ON YOUR RESCUES

HOW TO USE

Choose the relevant attachment by sliding it onto the gold collar. This will secure into place with the sprung buttons. Extend the pole to desired length and use.

MAINTENANCE & PRECAUTIONS

The sleeve fitting should be regularly tested on the pole top fitting as damage will prevent the attachment from fitting securely.



POLE SIZE	MATERIAL	CODE	COLAPSED SIZE	WEIGHT	FLOAT REQUIRED
5 Metres		RRPK5	1.8 m	2.1 kg	No
9 Metres	Ultra Light Carbon Fibre	RRPK9	2.1 m	3.1 kg	Yes
13 Metres		RRPK13	2.4 m	4.7 kg	Yes
17 Metres		RRPK17	2.6 m	5.2 kg	Yes



'WE MAKE THE LONGEST, MOST VERSATILE RESCUE POLE SYSTEMS IN THE WORLD'

Reach & Rescue Product Catalogue / 39

BESPOKE SOLUTIONS



We can tailor bespoke solutions for many scenarios and your individual requirements.

To discuss a solution that will meet your needs, please call +44 (0) 3301 595 088 or email jo@reachandrescue.com



THE POLE IN USE



TRAINING SERVICES

REACH AND RESCUE PROFESSIONAL SAFETY, RESCUE & TRAINING SERVICES

MODULE

1

Water Awareness &
Safety / Safe
Working Near Water



MODULE

2

Water Rescue First
Responder



MODULE

3

Swift Water Rescue
Technician



MODULE

4

Swift Water Rescue
Boat Operator



Each course is run by our approved partner (Rescue 3 Accredited), which is compliant with UK Government National Flood Enhancement Concept of Operations.

"Shout, reach, throw, row, go"